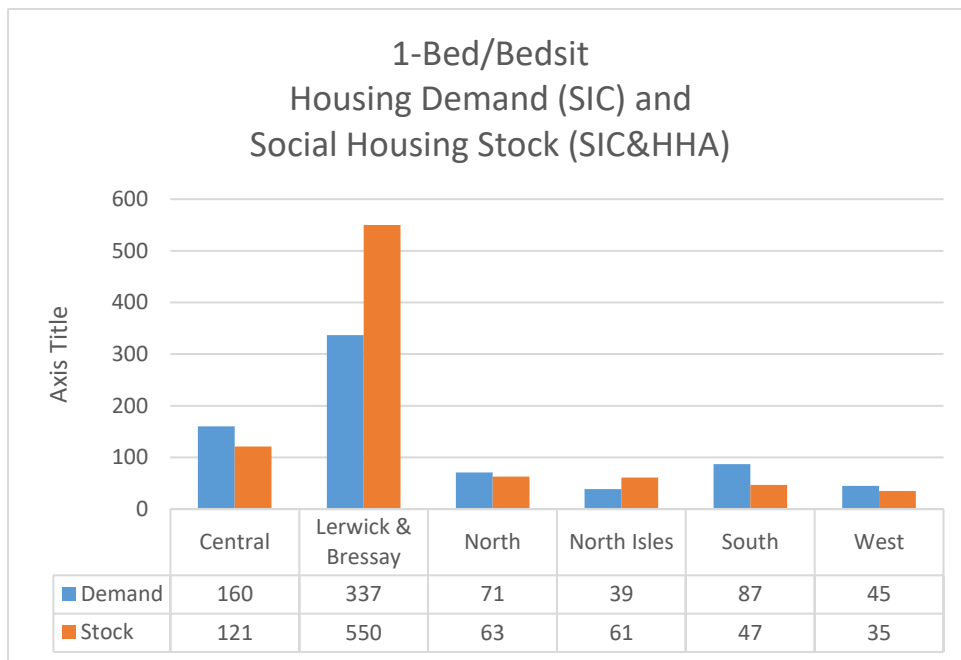
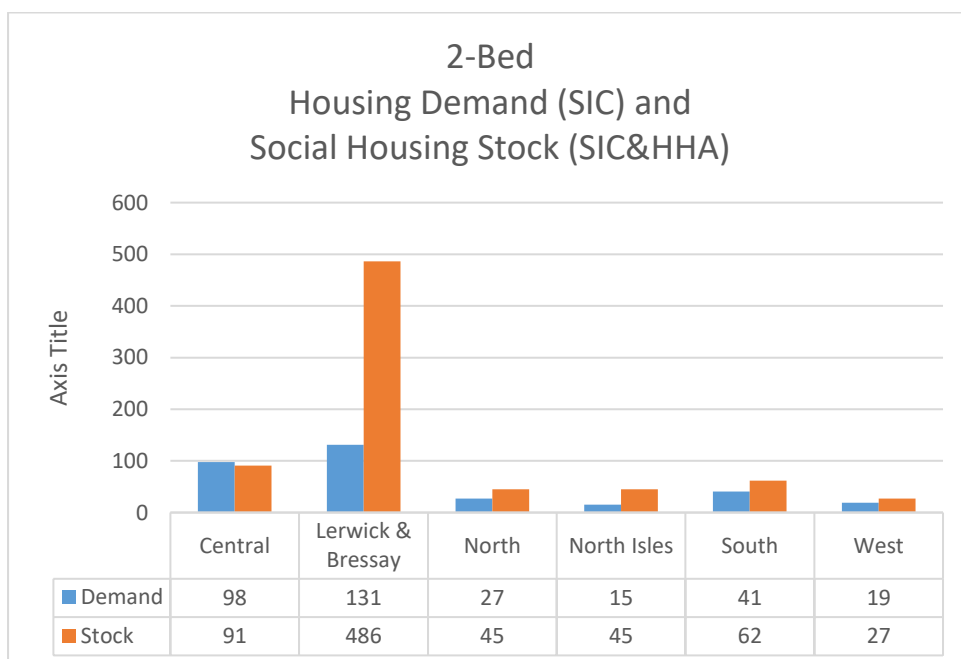


Figure 3.6 1-bed Social Stock / SIC Demand



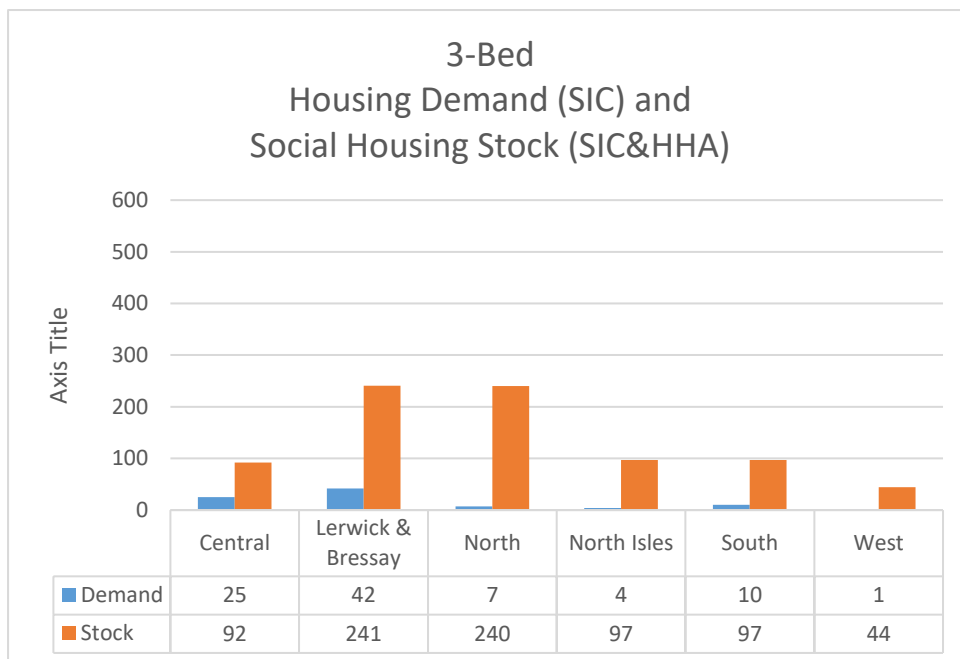
Source: Housing Service, Shetland Islands Council & Hjaltland Housing Association, March 2021

Figure 3.7 2-bed Social Stock / SIC Demand



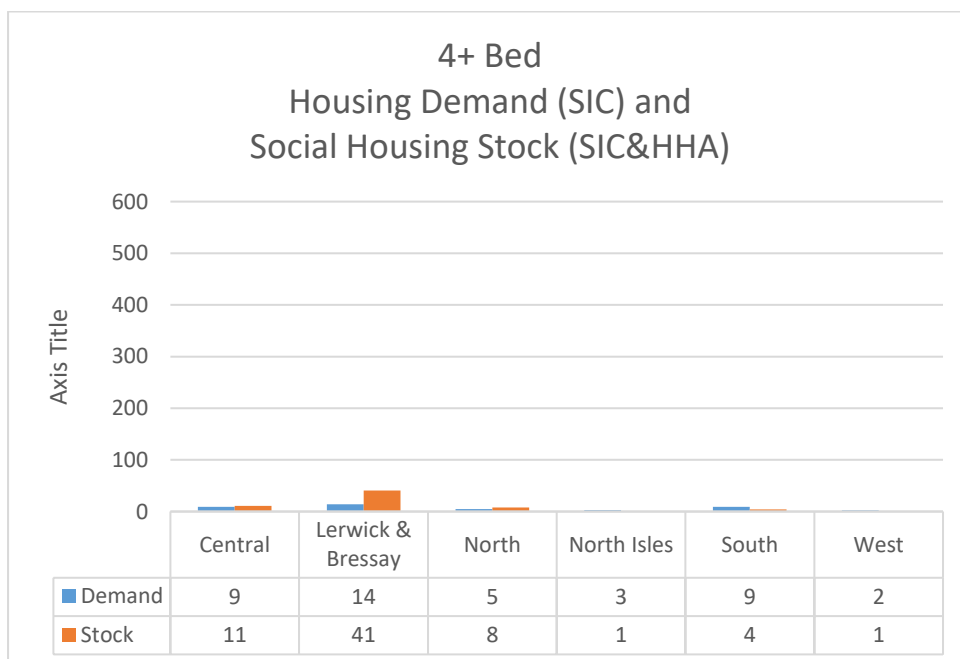
Source: Housing Service, Shetland Islands Council & Hjaltland Housing Association, March 2021

Figure 3.8 3-bed Social Stock / SIC Demand



Source: Housing Service, Shetland Islands Council & Hjaltland Housing Association, March 2021

Figure 3.9 4-bed Social Stock / Demand



Source: Housing Service, Shetland Islands Council & Hjaltland Housing Association, March 2021

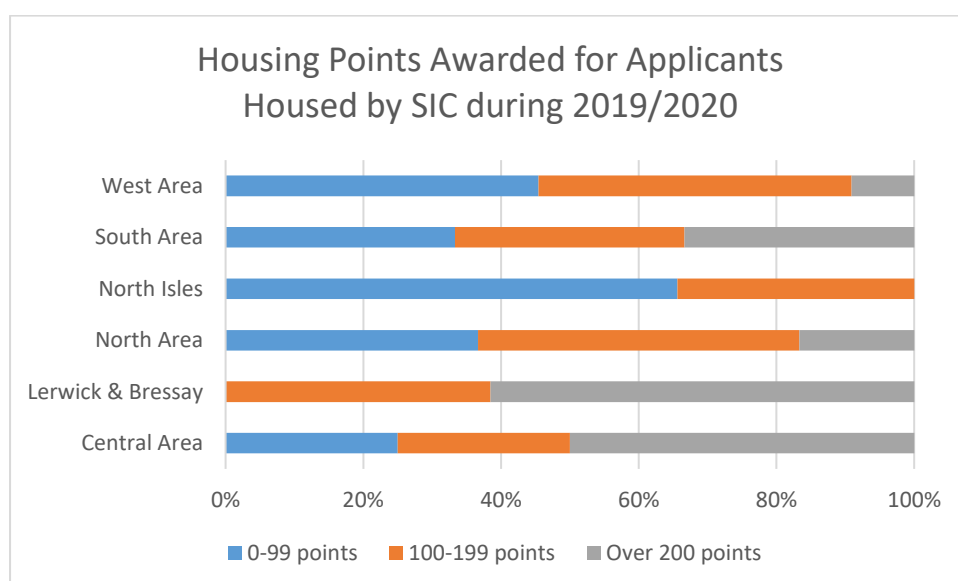
Application by Household Type Using snapshot data at the end of March, analysis was carried out on the household type applying for Shetland Islands Council housing. The data shows that the highest proportion of applicants for housing received are from single people, which has continued to increase over the years. This is followed by single parents, and couples.

Table 3.17 Application by Household Type

Household Type	2016/17	2017/18	2018/19	2019/20	2020/21
Single Person	57%	58%	58%	59%	62%
Single Parent	15%	16%	13%	16%	15%
Couple	12%	14%	15%	14%	12%
Couple with Children	13%	10%	10%	8%	9%
Other	4%	3%	4%	3%	2%

Source: Housing Service, Shetland Islands Council, April 2021

Figure 3.11 Points Levels for SIC Lets 2019/2020



Source: Housing Service, Shetland Islands Council, 2020

Housing Application Points Trend Table 3.19 details the snapshot details for housing applications with different points awarded based on level of housing need. This shows the increase in the proportion of applicants with a high level of need with over 200 points.

Table 3.19 Housing Applications – Levels of Housing Points Awarded

Applications Awarded Housing Points	Mar-18	Mar-19	Mar-20	Mar-21
0-99	71%	70%	71%	69%
100-199	24%	24%	19%	21%
Over 200	5%	7%	10%	10%
Total Pointed Apps	462	495	498	610

Source: Housing Service, Shetland Islands Council, April 2021

Applicant Points Information At March 2021, there were 690 housing applications on the SIC Housing Register. There were 610 waiting list and transfer applications assessed under the Housing Allocations Policy and awarded points accordingly, and the other 80 were assessed under homeless legislation.

Some of the key areas relating to the points awarded are included below.

Medical Points 207 applications had Medical points awarded (34%). 40 (19%) of those awarded medical points had the maximum 100 points awarded therefore an urgent need has been assessed.

Social Needs Points 56 applications had Social Needs points awarded (9%). 27 (48%) had the maximum 100 points awarded whereby an applicant has been assessed as having a substantial need.

Medical & Social Needs Points 45 applications have both Medical Points and Social Needs Points. Of these, 15 applications were awarded the maximum level of medical and social need points, demonstrating a high level of need.

Overcrowding 126 applications (21%) were awarded overcrowding points. Of these, 87% were overcrowded by 1 bedroom and 13% by 2 bedrooms.

Sharing Amenities 213 applications (35%) were awarded sharing amenities points meaning an applicant does not have their own home and has to live in someone else's home or in an institution and share amenities.

Underoccupancy 43 applications (7%) were awarded underoccupancy points. Of these, 72% were underoccupying by one bedroom and 28% were underoccupying by two bedrooms in a Local Authority or Registered Social Landlord property.